5th floor, A Zone Of Building 11,
Hengchangrong High-Tech Industrial Park,
Huangtian Comunity, Hangcheng Street, Bao'an District,
Shenzhen, China, 518100.

Everwind GmbH
Am Seestern 8, 40547 Duesseldorf
+49 211 1576 2615
sales@everwind.de

BR-EM-22-03

Your Reliable Energy Solution Partner

“There are over **50000+**

Luxpower systems installed all over the world, in hybrid/AC couple/Off-grid scenarios. We are committed to marking our users benefit from the sun and enjoy life.”

LUXPOWERTEK

Hybrid Series

- Hybrid LXP 3-6kW
- Hybrid LXP-LB-US 12kW
  LXP-LB-EU 12kW
  LXP-HB-US 12kW
  LXP-HB-EU 12kW
- Hybrid LXP 4-6kW HB
- ECO Hybrid SNA 3-5kW

How it works

/ System Connection

A newly designed solar and energy storage hybrid inverter, installed in on-grid solar, off-grid solar and back-up systems.

LXP Hybrid enables a programmable and schedulable smart solar energy storage system to help increase your solar energy self-consumption rate, protect your home appliances from grid outage, and balance your energy usage strategy to save energy bill.

/ Parallel Connection

Paralleling LXP inverters in one phase to extend the single phase system capacity for either hybrid or AC coupled energy storage applications.

Paralleling LXP inverters (single phase inverters) to build a three phase system for either hybrid or AC coupled energy storage applications.

Smart paralleling algorithm enable multiple configurable working modes under on-grid, off-grid or micro-grid applications.

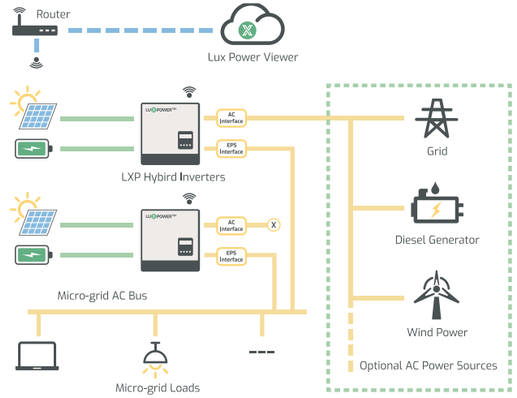

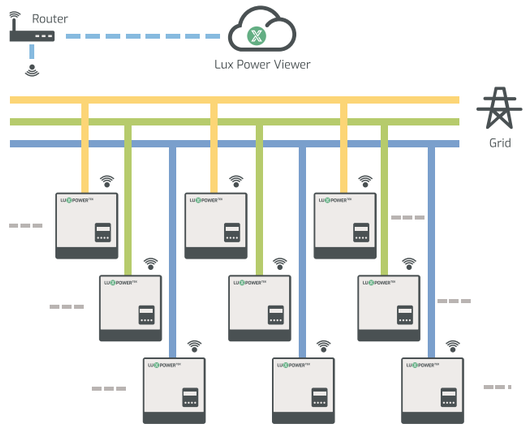

LXP Hybird or LXP ACS inverters

Hybrid Series

How it works

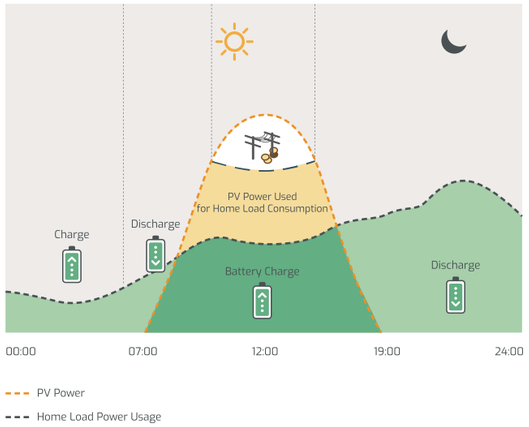

/ Force Time Use

Force time use mode, where there is a big difference tariff times.

This mode suits for situation where the price difference of energy is big. User can set the charging and discharging time and priority of energy use under Force Time Use mode. The user can also choose whether to charge the battery using grid power if the regulations permitted.

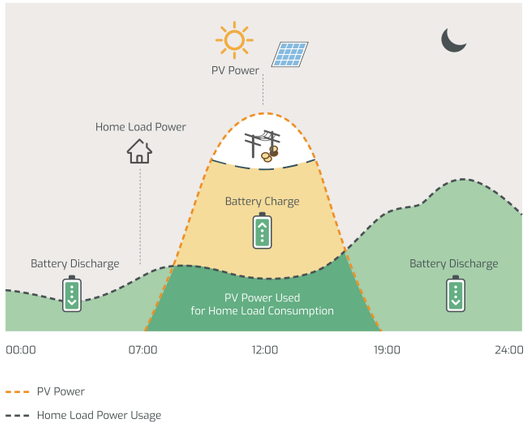

/ Self Consumption

Under self consumption mode the energy generated by PV will be mainly used by local loads, and rest will be stored in the battery, excessive power will be fed back into the grid.

This is the default mode which will increase the self consumption rate and reduce the energy bill significantly.



Your Reliable
Energy Solution
Partner

Hybrid Series

Intelligent working modes

- Self consumption mode for high tariff areas
- Charge priority mode for areas where grid power is unstable
- Force charge & discharge mode for areas where tariff varies by time

Smart EPS

- Plug & Play, seamless switching under 10ms
- Sufficient backup power for emergency use

Easy to use with battery

- Remote upgrade BMS firmware
- Wide range of compatible battery brands
- Wake up lithium battery from sleep mode
- Essential info uploaded to Lux server for quick ESS diagnosis
- Battery sharing with multi-inverters in single phase or three phase

Advanced Parallel

- Up to 10 units parallel, expandable to 120kW
- Single phase and unbalanced three phase paralleling

Key Features

- Light, fast & easy installation
- Free & handy monitoring on mobile / PC
- Multi phases output on differnt hybrid models
- Generator interface available

Hybrid Inverter

LXP**3-6k**

- Intelligent working modes
- Stronger EPS
- Easy to use with battery
- Advanced Parallel, up to 60kW
- IP65, indoor & outdoor use
- Plug & Play, seamless switching under 10ms

Specification

Your Reliable Energy Solution Partner

Solar	LXP3K	LXP3.6K/4k	LXP4.6K/5K	LXP6K
Max. DC Input Power	6600W	7000W	8000W	8000W
Nominal DC Input Voltage	360V.d.c	360V.d.c	360V.d.c	360V.d.c
DC Input Voltage Range	100 - 550V.d.c	100 - 550V.d.c	100 - 550V.d.c	100 - 550V.d.c
MPPT Voltage Range	100 - 500V.d.c	100 - 500V.d.c	100 - 500V.d.c	100 - 500V.d.c
Start-up Voltage	120V.d.c	120V.d.c	120V.d.c	120V.d.c
MPPT Number	2	2	2	2
Max. DC Input Current	13A/13A	13A/13A	13A/13A	13A/13A
Battery				
Compatible Battery Type	Lithium-ion/Lead-Acid	Lithium-ion/Lead-Acid	Lithium-ion/Lead-Acid	Lithium-ion/Lead-Acid
Nominal Battery Voltage	48V.d.c	48V.d.c	48V.d.c	48V.d.c
Battery Voltage Range	40 - 60V.d.c	40 - 60V.d.c	40 - 60V.d.c	40 - 60V.d.c
Max. Charge/Discharge Current	66A/66A	66A/66A	80A/80A	80A/80A
Max. Charge/Discharge Power	3600W/3600W	3600W/3600W	4000W/4000W	4000W/4000W
Charging Curve	3 stages	3 stages	3 stages	3 stages
Max. Charge Voltage	59V	59V	59V	59V
Capacity of Battery	2-20kWh	2-20kWh	2-20kWh	2-20kWh
Grid				
Nominal AC Output Power	3000W	3600W/4000W	4600W/5000W	6000W
Max. AC Output Power	3000VA	3600VA/4000VA	4600VA/5000VA	6000VA
Max. AC Output Current	15A	16A/20A	25A	26A
Nominal AC Voltage	230V.a.c	230V.a.c	230V.a.c	230V.a.c
AC Voltage Range	180 - 270V.a.c	180 - 270V.a.c	180 - 270V.a.c	180 - 270V.a.c
Nominal AC Frequency	50Hz / 60Hz	50Hz / 60Hz	50Hz / 60Hz	50Hz / 60Hz
AC Frequency Range	45 - 55Hz / 55 - 65Hz	45 - 55Hz / 55 - 65Hz	45 - 55Hz / 55 - 65Hz	45 - 55Hz / 55 - 65Hz
Power Factor	Adjustable 0.8 overexcited to 0.8 underexcited			
THDI	<3%	<3%	<3%	<3%
EPS				
UPS Max. Output Power without Solar	3000W	3600W/4000W	4000W	4000W
UPS Max. Output Power with Solar	3000W	3600W/4000W	5000W	6000W
UPS Nominal Output Voltage	230V.a.c	230V.a.c	230V.a.c	230V.a.c
UPS Nominal Output Frequency	50Hz / 60Hz	50Hz / 60Hz	50Hz / 60Hz	50Hz / 60Hz
UPS Nominal Output Current	13A	15.6A/17.4A	17.4A	17.4A
Peak Power Without Solar	4500W, 30s	4500W, 30s	4500W, 30s	4500W, 30s
THDV	<5%	<5%	<5%	<5%
Switching Time	Typical 0.01s	Typical 0.01s	Typical 0.01s	<0.01s
Efficiency				
Europe Efficiency	97.5%	97.5%	97.5%	97.5%
Max. Efficiency	97.9%	97.9%	97.9%	97.9%
Battery Charge/Discharge Efficiency	94.5%	94.5%	94.5%	94.5%
Protection				
Reverse Polarity Protection	Yes	Yes	Yes	Yes
Over Current/Voltage Protection	Yes	Yes	Yes	Yes
Anti-islanding Protection	Yes	Yes	Yes	Yes
AC Short-ciruit Protection	Yes	Yes	Yes	Yes
Leakage Current Protection	Yes	Yes	Yes	Yes
Ground Fault Monitoring	Yes	Yes	Yes	Yes
Grid Monitoring	Yes	Yes	Yes	Yes
Ingress Protect Degree	IP65 / NEMA4X	IP65 / NEMA4X	IP65 / NEMA4X	IP65 / NEMA4X
DC Switch	Yes	Yes	Yes	Yes
General				
Dimensions (W/H/D)	455 / 476 (565) / 181	455 / 476 (565) / 181	455 / 476 (565) / 181	455 / 476 (565) / 181
Weight	20 kg	20 kg	20 kg	20 kg
Topology	Tranformerless (solar), HF (Battery)			
Cooling Concept	Natural Convection	Natural Convection	Natural Convection	Natural Convection
Relatively Humidity	0-100%	0-100%	0-100%	0-100%
Operating Temperature Range	-25 - 60	-25 - 60	-25 - 60	-25 - 60
Altitude	<2000m	<2000m	<2000m	<2000m
Noise Emission	<25dB	<25dB	<25dB	<25dB
Standby Consumption	<5W	<5W	<5W	<5W
Display & Communication Interfaces	LCD, RS485, Wi-Fi, CAN	LCD, RS485, Wi-Fi, CAN	LCD, RS485, Wi-Fi, CAN	LCD, RS485, Wi-Fi, CAN

Hybrid Inverter

LXP-LB -US 12kW
LXP-LB -EU 12kW

- 12kW EPS Output
- 10 units Paralleling
- AC Coupling Function
- 3 MPPT Input for max input 18kW
- Separated Generator Input
- 200A AC Passthrough Current
- PV Module Monitoring
- Peak Shaving Function
- Color LCD, Touch Screen

Specification

Your Reliable Energy Solution Partner

Battery Parameters	LXP-LB 12K
Compatible Battery Type	Lead-acid/Lithium
Nominal Battery Voltage	48V
Battery Voltage Range	40V~60V
Maximun Charging/Discharging Current	250A/250A
Maximun Charging/Discharging Power	12000W
Input DC(PV Side)	
Max. DC Input Power for Single MPPT	12000W/7000W/7000W
Max. PV Input Power	18000W
DC Input Voltage Range	100V~600V
Nominal DC Input Voltage	360V
Full Power MPPT Voltage Range	230~500V
Max. DC Input Current	25A/15A/15A
MPPT Number/(Strings per MPPT)	3(2/1/1)
Output/Inout AC(Grid)	
Nominal Power	12000W
Nominal AC Voltage	240V 208V
Operating Voltage Range	180V-270V
Max. Continuous AC Current	50A@240V 50A@208V
Nominal AC Frequency	50Hz/60Hz
UPS Output-with Battery	
UPS Max. Output Power	12000W
UPS Nominal Output Voltage	240V 208V 120V/240V 120V/208V
UPS Nominal Output Frequency	50Hz/60Hz
UPS Nominal Output Current	50A@240V 57.7A@208V
Peak Power	14kW 10minutes / 16kW 5minutes / 20kW 500ms
Switching Time	<20ms
Efficiency	
MPPT Efficiency	99.9%
Max. Efficiency	97.5%
EU Efficiency	96.5%
Battery Charging Efficiency	95%
Battery Discharging Efficiency	94.5%
Protection	
Anti-islanding Protection	YES
DC Switch	YES
Ingress Protect Degree	IP65
SPD Protection	YES
AFCI	OPT
RSD	OPT
General Data	
Dimension(mm)	670*490*265
Weight	42kg
Display	Color LCD
Topology	Transformer-less
Ambient Temperature Range	-25~60°C
Cooling	FAN
Communication	RS485/Wi-Fi/CAN
Standard & Certification	
EMC	IEEE1547 FCC SDOC
Safety Standard	UL 1741
Grid Standdards	IEEE1547

Hybrid Inverter

LXP-HB-US 12kW
LXP-HB-EU 12kW

- High battery voltage
- 12kW EPS Output
- 10 units Paralleling
- AC Coupling Function
- 3 MPPT Input for max solar input 18kW
- Separated Generator Input
- 200A AC Passthrough Current/100A Generator
- Passthrough current
- PV Module Monitoring
- Peak Shaving Function
- Color LCD, Touch Screen

Specification

Your Reliable Energy Solution Partner

Battery Parameters	LXP-HB 12K
Compatible Battery Type	Lead-acid/Lithium
Nominal Battery Voltage	380V
Battery Voltage Range	250~480V
Maximun Charging/Discharging Current	42A/42A
Maximun Charging/Discharging Power	12000W
Max. Charging Voltage	480V
Input DC(PV Side)	
Max. DC Input Power for Single MPPT	12000W/7000W/7000W
Max. PV Input Power	18000W
DC Input Voltage Range	100V~600V
Nominal DC Input Voltage	360V
MPPT Operating Voltage Range	120~500V
Full Power MPPT Voltage Range	230~500V
FStart-up Voltage(Ongrid)	140V
Max. DC Input Current	25A/15A/15A
MPPT Number/(Strings per MPPT)	3(2/1/1)
Output/Inout AC(Grid)	
Nominal Power	12000W
Nominal AC Voltage	240V 208V
Operating Voltage Range	180V-270V
Max. Continuous AC Current	50A@240V 50A@208V
Nominal AC Frequency	50Hz/60Hz
THDI	<3%
Power Factor	-0.8~+0.8 adjustable
UPS Output-with Battery	
UPS Max. Output Power	12000W
UPS Nominal Output Voltage	240V 208V 120V/240V 120V/208V
UPS Nominal Output Frequency	50Hz/60Hz
UPS Nominal Output Current	50A@240V 57.7A@208V
Peak Power	1.1xPn,5min / 1.25xPn,1min / 1.5xPn,1s / 2xPn,0.1s
THDV	<3%
Switching Time	<20ms
Efficiency	
MPPT Efficiency	99.9%
Max. Efficiency	97.5%
EU Efficiency	96.5%
Battery Charging Efficiency	96%
Battery Discharging Efficiency	95%
Protection	
Reverse Polarity Protection	YES
Anti-islanding Protection	YES
AC Short-circuit Protection	YES
Leakage Current Protection	YES
Grid Monitoring	YES
DC Switch	YES
Ingress Protect Degree	IP65
SPD Protection	YES
AFCI	OPT
RSD	OPT
General Data	
Dimension(mm)	670*490*265
Weight	42kg
Display	Color LCD
Topology	Transformer-less
Ambient Temperature Range	-25~60°C
Standby losses	<15W
Cooling	FAN
Communication	RS485/Wi-Fi/CAN
Standard & Certification	
EMC	IEEE1547 FCC SDOC
Safety Standard	UL 1741
Grid Standdards	IEEE1547

High Voltage Hybrid Inverter

LXP**4-6k HB**

- High voltage, higher efficiency
- Intelligent working modes
- Stronger EPS
- Easy to use with battery
- IP65, indoor & outdoor use
- Free monitoring & remote upgrade
- Advanced Parallel, up to 60kW
- Plug & Play, seamless switching under 10ms

Specification

Your Reliable Energy Solution Partner

Solar	LXP4K HB	LXP5K HB	LXP6K HB
Max. DC Input Power	7000W	8000W	8000W
DC Input Voltage Range	90-550V.d.c	90-550V.d.c	90-550V.d.c
Grid Full-load MPPT Voltage	100 - 500V.d.c	100 - 500V.d.c	100 - 500V.d.c
Start-up Voltage	120V.d.c	120V.d.c	120V.d.c
MPPT Number	2	2	2
String per MPPT	1/1	1/1	1/1
Max. DC Input Current	12.5A/12.5A	12.5A/12.5A	12.5A/12.5A
Battery			
Compatible Battery Type	Lead-Acid, Li-on etc.	Lead-Acid, Li-on etc.	Lead-Acid, Li-on etc.
Nominal Battery Voltage	250V.d.c	250V.d.c	250V.d.c
Battery Voltage Range	90 - 450V.d.c	90 - 450V.d.c	90 - 450V.d.c
Max. Charge/Discharge Current	20A/20A	25A/25A	25A/25A
Max. Charge/Discharge Power	4000W/4000W	5000W/5000W	6000W/6000W
Charging Curve	3-stages	3-stages	3-stages
Grid			
Nominal AC Output Power	4000W	5000W	6000W
Nominal AC Output Current	17.5A	21.7A	26A
Max. AC Output Current	22A	27A	30A
Nominal AC Voltage	230V	230V	230V
Optional AC Voltage Range	183~264V	183~264V	183~264V
Nominal AC Frequency	50/60Hz	50Hz / 60Hz	50Hz / 60Hz
AC Frequency Range	45-55Hz/55-65Hz	45-55Hz/55-65Hz	45-55Hz/55-65Hz
Power Factor	>0.99@rated power 0.8lagging-0.8 leading Adjustable		
THDI	<3%	<3%	<3%
EPS			
UPS Nominal Power	4000W	5000W	6000W
UPS Nominal Voltage	230Vac	230Vac	230Vac
UPS Nominal Frequency	50/60Hz	50/60Hz	50/60Hz
UPS Nominal Current	17.5A	21.7A	21.7A
Peak Power	5000W, 30s	6200W, 30s	6900W, 30s
THDV	<3%@R-load	<3%@R-load	<3%@R-load
Switching Time	Typical 0.01s	Typical 0.01s	Typical 0.01s
Efficiency			
MPPT Efficiency	>99%	>99%	>99%
Europe Efficiency	96.5%	96.3%	96.3%
Max. Efficiency	97.5%	97.5%	97.5%
Max. Charge/Discharge Efficiency	97%/ 96.6%	97%/ 96.6%	97%/ 96.6%
Protection			
Reverse Polarity Protection	Yes	Yes	Yes
Over Voltage,Over Current	Yes	Yes	Yes
Anti-islanding Protection	Yes	Yes	Yes
AC Short-ciruit Protection	Yes	Yes	Yes
Leakage Current Protection	Yes	Yes	Yes
Ground Fault Monitoring	Yes	Yes	Yes
Grid Monitoring	Yes	Yes	Yes
Ingress Protect Degree	IP65	IP65	IP65
DC Switch	Integrated	Integrated	Integrated
General			
Dimensions (W/H/D)	455 / 476 / 181	455 / 476 / 181	455 / 476 / 181
Weight	20 kg	20 kg	20 kg
Topology	Transformerless	Transformerless	Transformerless
Cooling Concept	Natural Convection	Natural Convection	Natural Convection
Relatively Humidity	0-100%	0-100%	0-100%
Altitude	<2000m	<2000m	<2000m
Noise Emission	<25dB	<25dB	<25dB
Standby Consumption	<10W	<10W	<10W
Display/Communication Interface	LCD/ LED/RS485/ Wi-Fi/ CAN	LCD/ LED/RS485/ Wi-Fi/ CAN	LCD/ LED/RS485/ Wi-Fi/ CAN
Standard Warranty	5 year	5 year	5 year

ECO Hybrid

SNA3-5k

With thousands of hybrid inverters & AC units installed around the world.
Lux power has stepped even futher to bringing power to every home, with or without grid power.

ECO Hybrid SNA 3-5K is now available for homes without grid. Inquire your local distributor, re-organize your power at home. No more blackouts.

ECO Hybrid

How it works

Your Reliable Energy Solution Partner

/ System Connection

Off grid system is a good solution for the area where the grid power is unstable or there is no electricity at all.

Advantage of solar power:
- Easy to install
- Efficient
- Cost-effictive
- Environment-friendly

Can partially or completely replace diesel generator.
Flexible from 3 to 50kW

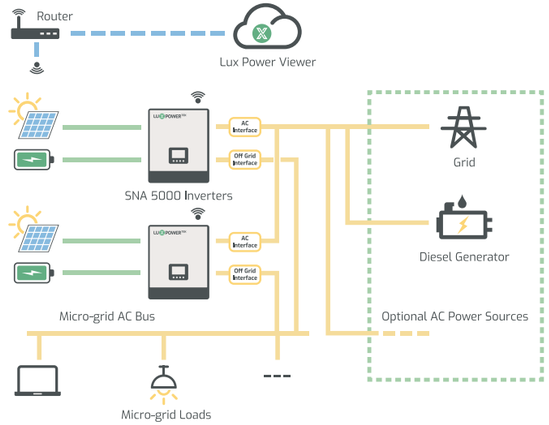

/ Working Mode

SNA 3-5kW series off grid inverters can support the system to work as a back-up power or a replacement of diesel generator. Since the inverter support paralleling function, the capacity of system can range from 3kW to 50kW. The inverter support several working modes.

Pure off-grid working mode: working as traditional off grid inverters, can set using AC first or solar first.

Hybrid working mode: working as a hybrid, support solar and utility jointly take the load, can set to self consumption mode or charge priority mode.

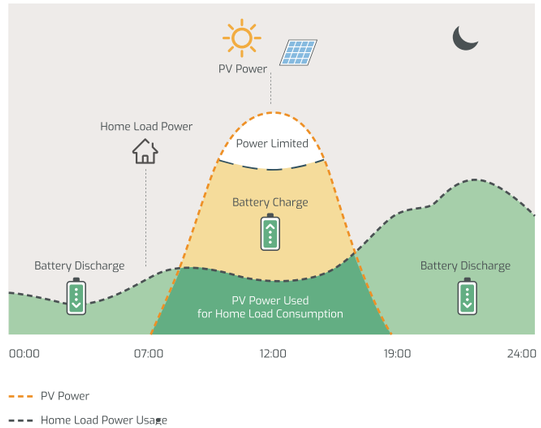

ECO Hybrid

SNA**3-5k**

Reclaim Your Power

- **Intelligent offgrid & hybrid modes**
- **PV & AC power loads simultaneously**
- **Wide PV input voltage range**
- **Easy to use with battery**
- **Free monitoring & remote upgrade**
- **Single phase or unbalanced three phase**
- **Advanced Parallel, up to 50kW**
- **Separate generator interface available**
- **Host inverter automatically generated to manage entire system**

Specification

Your Reliable Energy Solution Partner

Output	SNA3000	SNA4000	SNA5000
Rated power	3000W/3000VA	4000W/4000VA	5000W/5000VA
Parallel capacity	YES	YES	YES
Normal output voltage	230/240,Split phase 220/110 Vac *	230/240,Split phase 220/110 Vac *	230/240,Split phase 220/110 Vac *
Normal output frequency	50/60Hz	50/60Hz	50/60Hz
Surge power	6000VA	8000VA	10000VA
Switch time	10ms	10ms	10ms
Wave form	Pure sine wave	Pure sine wave	Pure sine wave
Battery			
Battery Type	Lithium/Lead-Acid	Lithium/Lead-Acid	Lithium/Lead-Acid
Normal Voltage	51.2V/48V	51.2V/48V	51.2V/48V
Max. Charge Voltage	59V	59V	59V
Solar			
Max. Recommended PV Power	3200W/3200W	3200W/3200W	3200W/3200W
MPPT Tracker	2	2	2
DC Input Voltage Range	100-480Vdc	100-480Vdc	100-480Vdc
MPPT Voltage Range	100-385Vdc	100-385Vdc	100-385Vdc
Start-up Voltage	120Vdc	120Vdc	120Vdc
Max. Solar Charge Current	110A	110A	110A
Max. Solar Input Current	13A/13A	13A/13A	13A/13A
Max. MPPT Efficiency	>98%	>98%	>98%
Grid			
Normal Voltage	230Vac	230Vac	230Vac
AC Voltage Range	110-280Vac	110-280Vac	110-280Vac
Max. Charge Current	60A	60A	60A
Frequency Range	50/60Hz(Auto Sensing)	50/60Hz(Auto Sensing)	50/60Hz(Auto Sensing)
General			
Dimensions(W/H/D)	330x504x135mm	330x504x135mm	330x504x135mm
Weight	14Kg	14Kg	14Kg
Protection Degree	IP20	IP20	IP20
Relative Humidity	5%~95% Relative Humidity (Non-condensing)		
Operating Temperature	0°C~50°C	0°C~50°C	0°C~50°C
Storage Temperature	-15°C~60°C	-15°C~60°C	-15°C~60°C
Inter			
Display	LCD+LED	LCD+LED	LCD+LED
Lithium Battery Communication	CAN/RS485	CAN/RS485	CAN/RS485
RS485/Dry Connector	YES/YES	YES/YES	YES/YES
Wifi/GPRS	YES/YES	YES/YES	YES/YES
Warranty	2 year	2 year	2 year

*For Split phase version

LUXPOWERTEK

AC Coupled Series

- LXP ACS 3600
- LXP SQPOD 3600

One Step to Retrofit Your Solar System

Your Reliable Energy Solution Partner

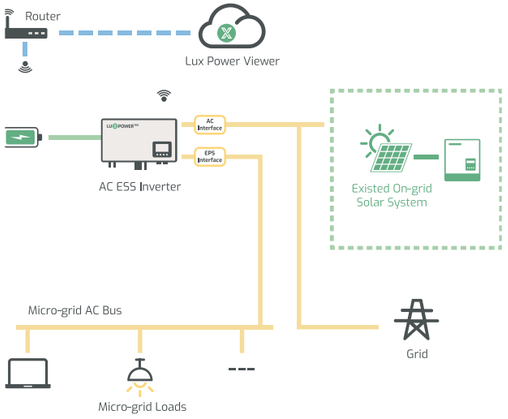

/ System Connection

To retrofit existing on-grid solar system to energy storage hybrid system.

It couldn't be easie than installing a LXP. AC series inverter coupled on AC side with a battery pack.

AC Coupled Series

How it works

Smart EPS

- Plug & Play, seamless switching under 10ms
- Sufficient backup power for emergency use

Advanced Parallel for SQPOD

- Up to10 units parallel, expandable to 36kW
- Single phase and unbalanced three phase paralleling
- Host inverter automatically generated to manage entire system

Intelligent working modes

- Self consumption mode for high tariff areas
- Charge priority mode for areas where grid power is unstable
- Force charge & discharge mode for areas where tariff varies by time

Easy to use with battery

- Remote upgrade BMS firmware
- Wide range of compatible battery brands
- Wake up lithium battery when battery shutdown
- Essential info uploaded to Lux server for quick ESS diagnosis
- Flexible connections with battery, group or split both accessible

A real plug & play unit that helps you do all in one step.

/ Self Consumption

Under self use mode, AC coupled inverter will detect the power of on-grid inverter generated, which will be used by local loads first, and rest will be stored in the battery by using AC coupled inverter,excessive power will be feed back into the grid.This is the default mode which will increase the self consumption rate and reduce the energy bill significantly.

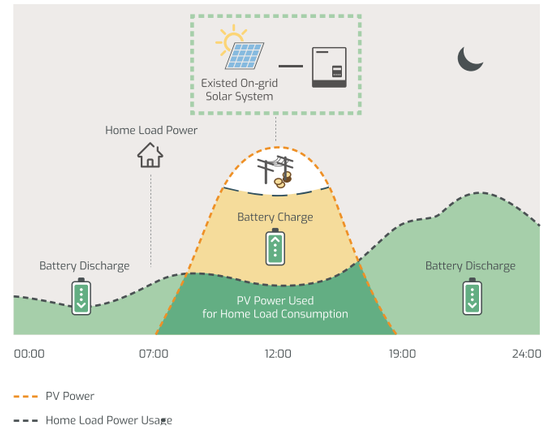

/ Force Time Use

This mode suits for situation where the price difference of energy is big. User can set the charging and discharging time and priority of energy use under Force Time Use Mode. The user can also choose whether to charge the battery using grid power if the regulations permitted.

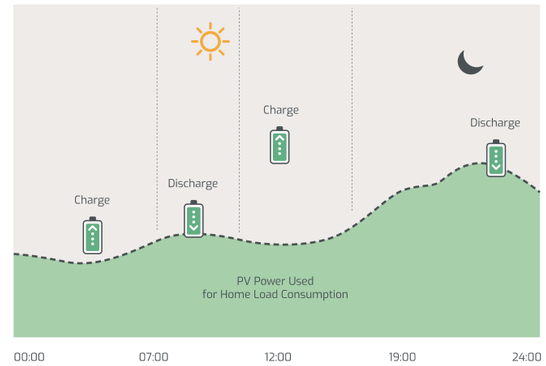

AC Coupled Inverter

LXP ACS **3600**

- **Stronger EPS**
- **Intelligent working modes**
- **Generator interface available**
- **Easy to use with battery**
- **IP65, indoor & outdoor use**
- **Free monitoring & remote upgrade**
- **Retrofit any on-grid systems to be able to run battery**
- **Plug & Play, seamless switching under 10ms**

Specification

Your Reliable Energy Solution Partner

Battery	ACS 3.6k
Compatible Battery Type	Lithium-ion, Lead-Acid etc.
Nominal Battery Voltage	48V.d.c
Max. Charging Voltage(V)	<=60 V(Configurable)
Max. Charge/Discharge Current	70A / 70A
Battery Capacity(Ah)	100Ah
Charging Mode for Li-Ion Battery	Self-adaption to BMS
Charging for Lead-acid Battery	3-stage adaptive with maintenance
Battery Back Feed Current	0A

Grid	
Nominal AC Output Power to Utility	3600VA
Max. AC Output Power to Utility	3600VA
Max. AC Input Power from Utility	5980VA
Max. AC Output Current to Utility	16A
Max. AC Input Current From Utility	26A
Nominal Output Voltage	220/230V.a.c
AC Voltage Range	180 - 270V.a.c
Nominal AC Frequency	50Hz/60Hz
AC Over Current Protection	31A
Power Factor	1(adjustable 0.8leading -0.8lagging)
THDI	<3%
AC Over Voltage Category	Category III

EPS	
Max. Output Power	3600VA
Nominal Output Voltage	230V.a.c
Nominal Output Frequency	50Hz / 60Hz
Max. Output Current	16A
Peak Power	4500VA, 30s
THDV(linear load)	<3%
Switching Time	Typical 0.01s
Back-up Over Current Protection	31A

Efficiency	
Max. Charge / Discharge Efficiency	96%

Protection	
Reverse Polarity Protection	YES
Over Current/Voltage Protection	YES
Anti-islanding Protection	YES
AC Short-circuit Protection	YES
Leakage Current Protection	YES
Ground Fault Monitoring	YES
Grid Monitoring	YES
Ingress Protection Degree	IP65 / NEMA4X

General	
Dimension(mm)	650*440*220
Weight	15.6 kg
Topology	HF
Cooling Concept	Natural Convection
Relatively Humidity	100%
Altitude	<2000m
Noise Emission	<25dB
Standby Consumption	<5W
Display & Communication Interfaces	LCD, LED, RS485, Wi-Fi, CAN

Standards	
	G83, G100,CE,SAA EN61000-6-3

LXP SQPOD **3600**

- Stronger EPS
- Intelligent working modes
- Generator interface available
- IP65, indoor & outdoor use
- Free monitoring & remote upgrade
- Advanced Parallel, up to 36kW
- Plug & Play, seamless switching under 10ms
- Retrofit any on-grid systems to be able to run battery

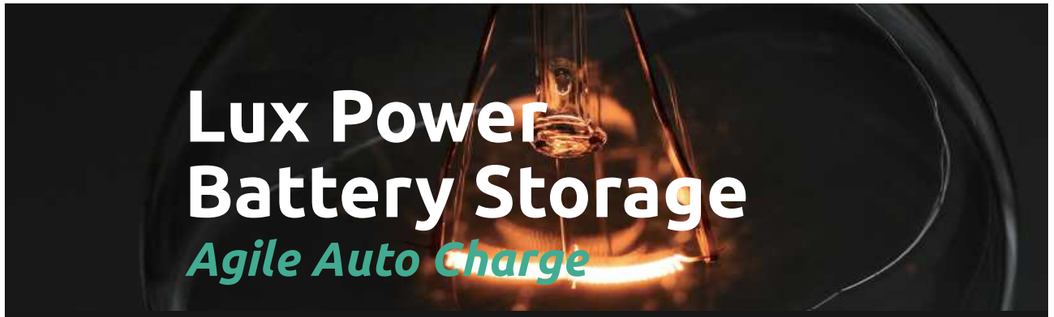

Lux Power Battery Storage

Agile Auto Charge

Lux Power with Infinity Innovations Ltd. have developed an Agile Auto Charge (AAC) to allow automatic off peak charging using the cheapest rates available. This is a Beta system and therefore reacts to data provided by Octopus. Lux Power have no involvement or responsibility for content or timing of the information provided. It is recommended that you read the Octopus Blog regarding all systems approved as compatible with Octopus -

https://octopus.energy/blog/works-with-octopus/

The AAC analyses the times and prices of the electricity information published by Octopus Energy and ranks the information according to price. You can therefore just input the number of charge periods you want to use, and they system will automatically charge using only the cheapest periods.

Simple to programme

Agile Auto Charge will appear on your Lux Power Portal once activated by Infinity Innovations Ltd. Simply select the quantity of 30 mins charge periods you require for Night or Day charging and press save!

Night Charge - from midnight to 6am.

Select how many charge periods you want and your system will automatically be set to charge for that number of periods during only the cheapest prices.

Day Charge - from 12 noon to 4 pm.

This will allow you to 'top-up' your batteries ready to get through the more expensive On Peak periods.

Blocking Discharge

You can also set periods where the batteries can charge but will not discharge. For example block discharging from midnight to 6am and your batteries will charge using only the cheapest rates but will not discharge. So you can set all heavy usage items – washing machines, dish washers, EV charging etc. to also run at night without emptying your batteries. Using this function you can ensure your batteries are 100% charged ready cover your house load at 6.am.

DC/DC

LXP 100k

- Retrofit on grid system to energy storage hybrid system
- DC coupled, 24strings Solar input and 12 strings output
- Advanced power management
- IP65 design, quick installation
- Touch screen, free monitor
- Handy apps available on mobile
- Flexible accout settings for multi level type users

Specification

Your Reliable Energy Solution Partner

Input	LSP 100k
Max. input power	200kW
Max. input voltage	1,000V
input nominal voltage	630V
input voltage range	300-1000V
Start voltage	330V
Max. short current per MPPT	40A
Max current per MPPT input	26A
Number of MPPT tracks	12
Number of input strings	24

Output	
DCDC output rated power	100kW
Normal output voltage	650V
Output voltage range	500~1000V
Max output current	20A
Output strings	12
Output tracks	12

Battery	
Type	Lead-acid/Lithium
MAX charge and discharge power	100kW
Voltage range	300~700Vdc
MAX charge and discharge current	200A
Max charge and discharge efficiency	98.7%(TBD)

Protection	
DC Reverse-polarity Protection	Yes
DC Surge Arrester	Type II

Communication	
Display	LED+LCD/Touch botton
WiFi	Yes

General	
Dimensions (W x H x D)	TBD
Weight (with mounting plate)	TBD
Protection Degree	IP65
Topology	Transformerless
Cooling Method	Air cooling
Relative Humidity	0%~100% Relative Humidity(Non-condensing)
Operating Temperature Range	-25℃ ~ 60℃
Connector(PV input and Output)	Amphenol UTX
Max. Operating Altitude	2000m
Warranty	5 year

Standards	EN 62109-a1/-2, IEC 62109-1/-2

LUXPOWER TEK

Top Energy Storage App

Nominated by LeapDroid UK

https://leapdroid.com/?p=6076

Android

IOS

LUXPOWER TEK

Your Reliable Energy Solution Partner

Intelligent Power Management System

Luxpower has dedicated to making things easier since day 1.

Thanks to the greatly accessible monitor and management,

All needs from users, installers, distributors, can be met.

5th floor, A Zone Of Building 11,
Hengchangrong High-Tech Industrial Park,
Huangtian Comunity, Hangcheng Street,
Bao'an District, Shenzhen, China, 518100.

Everwind GmbH
Am Seestern 8, 40547 Duesseldorf
+49 211 1576 2615
+49 211 1576 3022
sales@everwind.de
www.everwind.de
www.luxpowertek.com

LUXPOWERTEK

Certificate